LOW FREQUENCY SPLIT PHASE SOLAR INVERTER

PV3300 TLV Series

3~6KW | AC110V/220V | MPPT 80A | WiFi | BMS



This split phase solar inverter PV3300 TLV series, capacity range from 3KW-6KW, DC24V/48V, it's applicable to 110VAC/120VAC markets demands, which has AC output of single phase 110VAC/120V, split phase 220V/240V; In LCD display, you can set output voltage, frequency, charging voltage, charging current to design best use based on different loads applications; meanwhile, it has built-in MPPT solar charge controller 80A, you can take use of sunshine freely and save electricity bills.

- Friendly user interface; MFD (multi-function display)
- 3 Steps charging
- Overload and short-circuit protection
- Set charging voltage/charging current.
- Battery low voltage shutdown point can be set to 10/10.5/11/11.5/12V
- Set utility priority/ Battery priority
- Set utility input wide/narrow range
- Inverter voltage can be set to 100/110/120; frequency can be set to 50/60Hz
- Set utility charging on/off switch
- Built-in 80A MPPT charger
- Acid or Lithium Select
- WiFi port (optional)
- With BMS lithium battery communication function (CAN port)

Back panel description

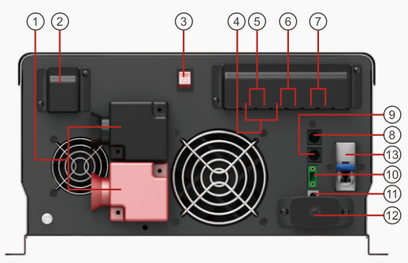

1. Battery -/+
2. PV -/+
3. Switch on/off
4. AC Output: HOT1-HOT2 200VAC/220VAC/240VAC
5. AC Output: HOT1-N 100VAC/110VAC/120VAC
6. AC Output: HOT2-N 100VAC/110VAC/120VAC
7. AC Input: HOT1-HOT2 200VAC/220VAC/240VAC
8. Remote Port
9. BAT CAN
10. AGS
11. USB
12. WiFi (optional)
13. AC Input breaker

Solar system connection

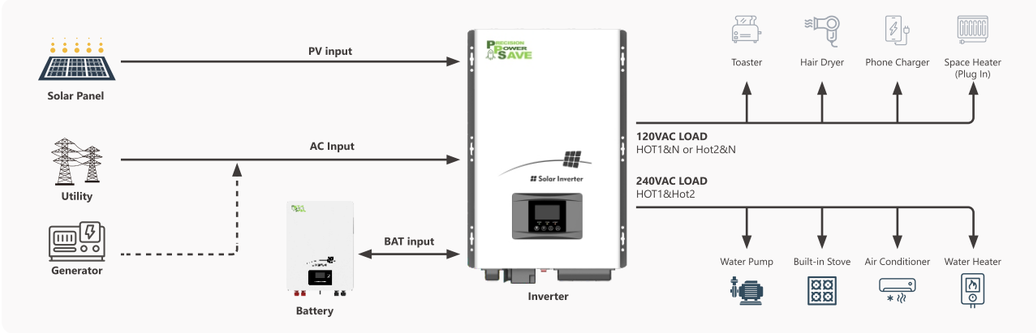

MODEL	PV33-3024 TLV	PV33-3048 TLV	PV33-4024 TLV	PV33-4048 TLV	PV33-5048 TLV	PV33-6048 TLV
INVERTER OUTPUT						
Rated power	3KW		4KW		5KW	6KW
Power factor	1					
Wave form	Pure sine wave					
Output voltage RMS	100V / 110V / 120VAC (200V / 220V / 240VAC) ±10%					
Output frequency	50Hz or 60Hz (±0.3Hz)					
Inverter efficiency (peak)	>85%					
Line mode efficiency	>95%					
Overload	100%<Load<110% (alarm 5min then stop outputand fault code 07) 110%<Load<125% (alarm 60s then stop output and fault code 07) Load > 125% (alarm 10s then stop output and fault code 07)					
Surge rating	9000VA		12000VA		15000VA	18000VA
Capable of starting electric motor	1.5P		2P		3P	
BATTERY						
Battery voltage	24VDC/48VDC				48VDC	
Minimum start voltage	10V/ 10.5V/ 11V/ 11.5V/ 12V±0.5V; 12VDC×2 for 24V; ×4 for 48VAC					
Low battery cut off	low voltage fault code 04 (10V/ 10.5V/ 11V/ 11.5V/ 12V) for 12V model (21V/21V /22V/ 23V/ 24V) for 24V model (40V/ 42V/ 44V/ 46V/ 48V) for 48V model					
Low battery alarm	Add 0.5/battery: (low battery alarm one second one time) (10V/ 10.5V/ 11V/ 11.5V/ 12V) +0.5VDC for 12V model (21V/ 21V/ 22V/ 23V/ 24V) +1VDC for 24V model (40V/ 42V/ 44V/ 46V/ 48V) +2VDC for 48V model					
High voltage alarm	Add +1V/battery: (high voltage one second one time / after 30s fault 03) (12-14.5V) +1VDC for 12V model (24-29V) +2VDC for 24V model (48-58V) +4VDC for 48V model					
Save mode	Load ≤40W(110V) / 80W(220V)					
AC INPUT MODE						
Input waveform	Pure sine wave					
Nominal input voltage	200Vac / 220Vac / 240Vac					
Max input voltage	270Vac MAX					
Input frequency	50Hz / 60Hz (auto sensing)					
Efficiency (AC mode)	>95% (load, full battery)					
Transfer time AC to DC	15ms(typical)					
SOLAR CHARGER						
Maximum PV Array Power	2500W	5000W	2500W	5000W	5000W	5000W
Maximum PV Charge Current	80A±4A					
DC Voltage	24V / 48V				24V / 48V	
MPPT Range @ Operating Voltage	30~230VDC @ 24V /60~230VDC @48V				60~230VDC @48V	
Maximum Solar Input Voltage	245±2Vdc				245±2Vdc	
Maximum Efficiency	>98%					
Standby Power Consumption	<2W					
CHARGE MODE						
Max charge current (±5A) 12V	/		/		/	/
Max charge current (±5A) 24V	40A		60A		/	/
Max charge current (±5A) 48V	20A		30A		35A	40A
Min charge current 10A. Change by every 5A						
DIMENSIONS						
Machine Dimension (W*H*D)(mm)	359.2*443*188		362*544*188			
Package Dimension (W*H*D)(mm)	598*308*457		698*308*457			
N.W(kg)	/		/			
G.W(kg)	/		/			
Standard Warranty	2 year					
CERTIFICATION & STANDARDS						
CE-EMC+LVD (EN6100-6-3, EN6100-6-1+EN IEC62109-1, EN IEC62109-2)						